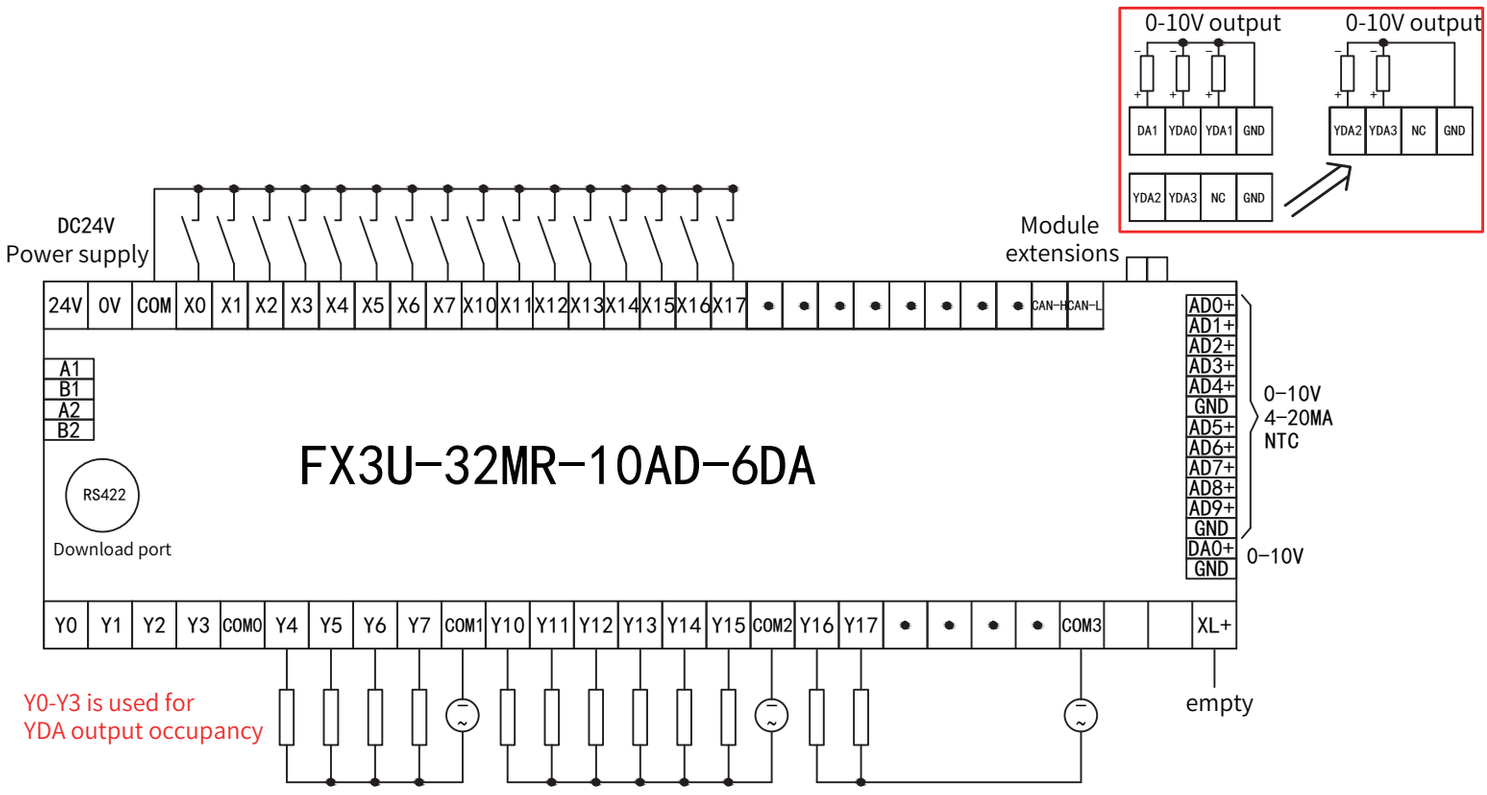
0-10V output
0-10V output
DA1 YDA0 YDA1 GND
YDA2 YDA3 NC GND
YDA2 YDA3 NC GND
DC24V
Power supply
Module
extensions
24V 0V COM X0 X1 X2 X3 X4 X5 X6 X7 X10 X11 X12 X13 X14 X15 X16 X17
CAN-H CAN-L
A1
B1
A2
B2
RS422
Download port
FX3U-32MR-10AD-6DA
AD0+
AD1+
AD2+
AD3+
AD4+
GND
AD5+
AD6+
AD7+
AD8+
AD9+
GND
DA0+
GND
0-10V
4-20MA
NTC
0-10V
Y0 Y1 Y2 Y3 COM0 Y4 Y5 Y6 Y7 COM1 Y10 Y11 Y12 Y13 Y14 Y15 COM2 Y16 Y17
COM3
XL+
empty
Y0-Y3 is used for
YDA output occupancy

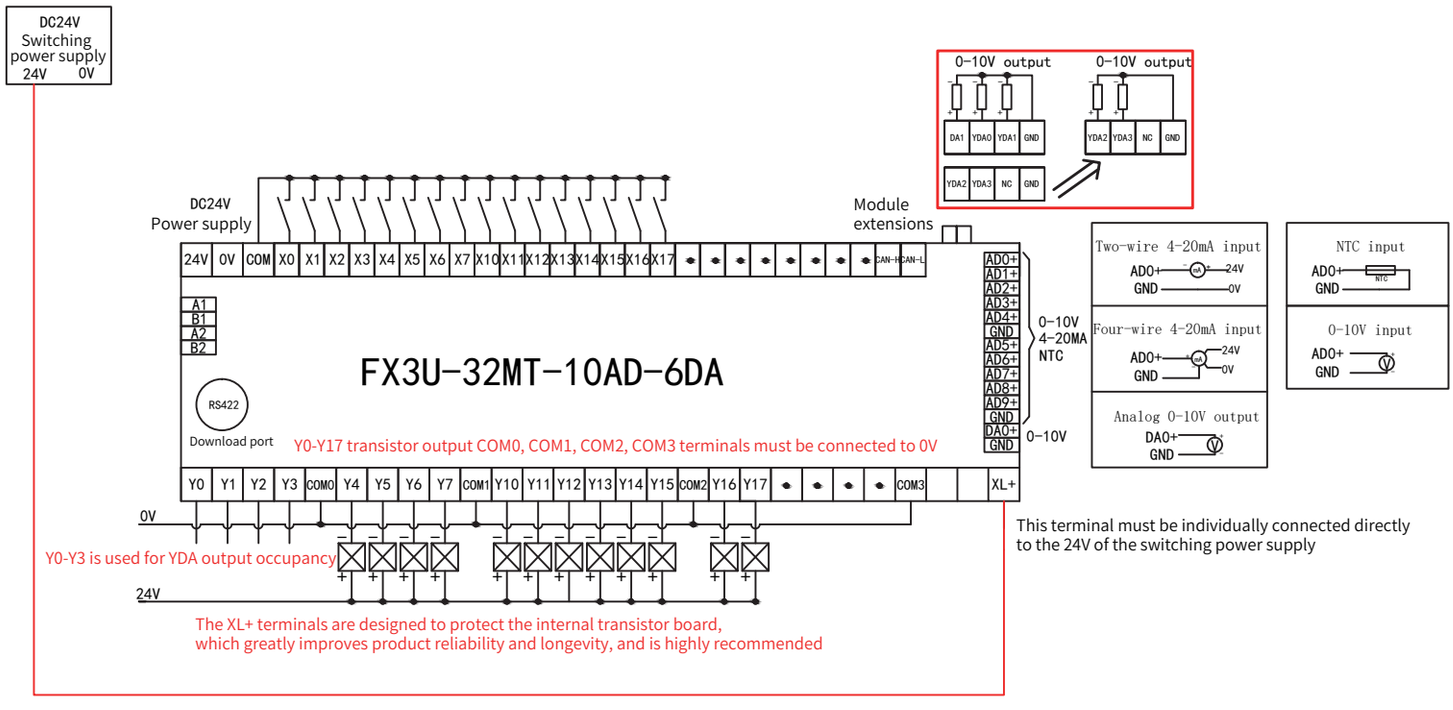
DC24V
Switching
power supply
24V 0V
0-10V output
0-10V output
DA1 YDA0 YDA1 GND
YDA2 YDA3 NC GND
YDA2 YDA3 NC GND
DC24V
Power supply
Module
extensions
24V 0V COM X0 X1 X2 X3 X4 X5 X6 X7 X10 X11 X12 X13 X14 X15 X16 X17
CAN-H CAN-L
A1
B1
A2
B2
RS422
Download port
FX3U-32MT-10AD-6DA
Y0-Y17 transistor output COM0, COM1, COM2, COM3 terminals must be connected to 0V
AD0+
AD1+
AD2+
AD3+
AD4+
GND
AD5+
AD6+
AD7+
AD8+
AD9+
GND
DA0+
GND
0-10V
4-20MA
NTC
0-10V
Y0 Y1 Y2 Y3 COM0 Y4 Y5 Y6 Y7 COM1 Y10 Y11 Y12 Y13 Y14 Y15 COM2 Y16 Y17
COM3
XL+
0V
Y0-Y3 is used for YDA output occupancy
24V
The XL+ terminals are designed to protect the internal transistor board,
which greatly improves product reliability and longevity, and is highly recommended
Two-wire 4-20mA input
AD0+
GND
24V
0V
Four-wire 4-20mA input
AD0+
GND
24V
0V
Analog 0-10V output
DA0+
GND
NTC input
AD0+
GND
NTC
0-10V input
AD0+
GND
This terminal must be individually connected directly
to the 24V of the switching power supply

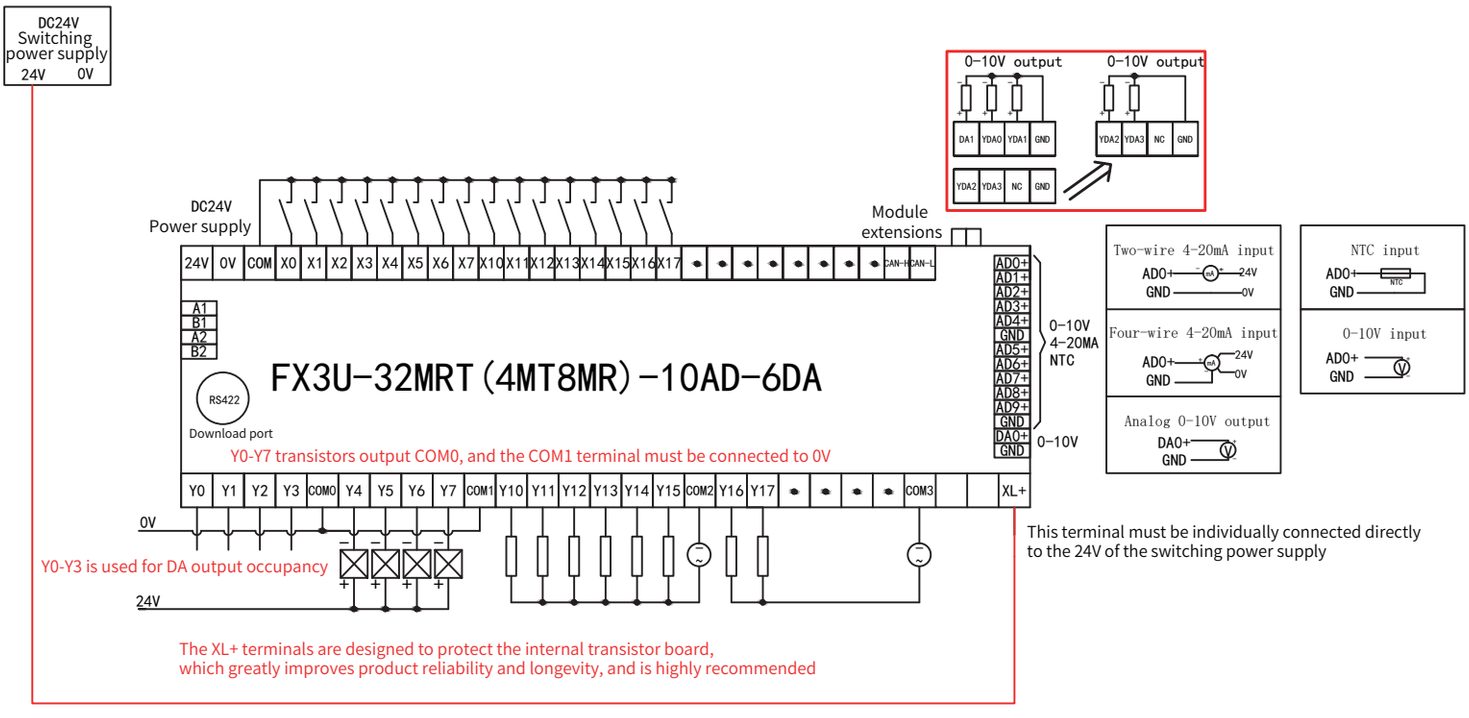
DC24V
Switching
power supply
24V 0V
0-10V output
0-10V output
DA1 YDA0 YDA1 GND
YDA2 YDA3 NC GND
YDA2 YDA3 NC GND
DC24V
Power supply
Module
extensions
24V 0V COM X0 X1 X2 X3 X4 X5 X6 X7 X10 X11 X12 X13 X14 X15 X16 X17
CAN-H CAN-L
A1
B1
A2
B2
RS422
Download port
FX3U-32MRT(4MT8MR)-10AD-6DA
Y0-Y7 transistors output COM0, and the COM1 terminal must be connected to 0V
AD0+
AD1+
AD2+
AD3+
AD4+
GND
AD5+
AD6+
AD7+
AD8+
AD9+
GND
DA0+
GND
0-10V
4-20MA
NTC
0-10V
Y0 Y1 Y2 Y3 COM0 Y4 Y5 Y6 Y7 COM1 Y10 Y11 Y12 Y13 Y14 Y15 COM2 Y16 Y17
COM3
XL+
0V
Y0-Y3 is used for DA output occupancy
24V
The XL+ terminals are designed to protect the internal transistor board,
which greatly improves product reliability and longevity, and is highly recommended
Two-wire 4-20mA input
AD0+
GND
24V
0V
Four-wire 4-20mA input
AD0+
GND
24V
0V
Analog 0-10V output
DA0+
GND
NTC input
AD0+
GND
NTC
0-10V input
AD0+
GND
This terminal must be individually connected directly
to the 24V of the switching power supply